ACCESSORIES



VALVES

PULSATION DAMPENERS

PRESSURE GAUGES

SHUT-OFF GUNS



LANCES



COUPLINGS

FILTERS

Cat Pumps Deutschland GmbH
Buchwiese 2, D-65510 Idstein, Germany
Phone +49 6126/9303-0
Fax +49 6126/9303-33
E-mail: catpumps@t-online.de www.catpumps.de

Cat Pumps (U.K.) Limited
1 Fleet Business Park, Sandy Lane, Church Crookham
FLEET, Hampshire, GU52 8BF, England
Phone 01252 622031 - Fax 01252 626655
E-mail: sales@catpumps.co.uk www.catpumps.co.uk

"The World's Most Dependable Pumps"

World Headquarters Cat Pumps
1681-94th Lane. N.E. Minneapolis, MN 55449 - 4324
Phone (763) 780-5440 - FAX (763) 780-2958
E-mail sales@catpumps.com www.catpumps.com
International Inquiries
FAX (763) 785-4329 E-mail: intlsales@catpumps.com

N.V. Cat Pumps International S.A.
Heiveldekens 6A, 2550 Kontich, Belgium
Phone +32 3-450.71.50 - Fax +32 3-450.71.51
E-mail: cpi@catpumps.be www.catpumps.be

Pressure Regulators

7001-7033

7350

7375 / 7376

Type Steel Chrome plated Stainless-steel	Flow Range [l/min]	Pressure Range [bar]	Temperature Max. [°C]	In-/Outlet Port [NPTF]	Bypass Port [NPTF]	Weight [kg]	Dimension [mm]	Price in €	Price in € .100 Variante
7001, ... .100	2-19	7-70	82	3/8	1/2	1,2	159x38	301,06	840,33
7002, ... .100	2-19	35-140	82	3/8	1/2	1,2	159x38	323,21	852,30
7003, ... .100	2-19	105-210	82	3/8	1/2	1,2	159x38	361,51	937,29
7011, ... .100	4-38	7-70	82	1/2	3/4	1,8	191x48	405,80	937,29
7012, ... .100	4-38	35-140	82	1/2	3/4	1,8	191x48	445,88	967,22
7013, ... .100	4-38	105-210	82	1/2	3/4	1,8	191x48	542,86	967,22
7014, ... .100	4-38	140-275	82	1/2	3/4	1,8	191x48	674,54	1024,87
7021, ... .100	9,5-95	7-70	82	3/4	1	2,7	216x57	611,68	1210,82
7022, ... .100	9,5-95	35-140	82	3/4	1	2,7	216x57	638,03	1276,06
7023, ... .100	9,5-95	105-210	82	3/4	1	2,7	216x57	674,54	1376,61
7024, .100	9,5-95	140-275	82	3/4	1	2,7	216x57	708,08	1396,22
7031, ... .100	13-133	7-70	82	3/4	1	2,8	216x57	836,74	1639,97
7032, ... .100	13-133	70-140	82	3/4	1	2,8	216x57	893,00	1679,43
7033, ... .100	13-133	105-210	82	3/4	1	2,8	216x57	928,26	1679,43
- 7350	3,8-45	28-105	82	¼“	3/8“	0,63	152x56	417,50	-
- 7375	38-284	7 - 70	82	1 1/4	1 1/2	5,8	88,9x279,4	2098,14	-
- 7376	38-284	35-140	82	1 1/4	1 1/2	6,0	88,9x279,4	1532,49	-
39356 (MS)	80	560	90	1/2BSPF	1/2BSPF	0,9	160x83	608,10	-
39390 (MS) pneum	80	560	90	1/2BSPF	1/2BSPF	0,9	160x83	1390,98	-

39390

Pressure Relief Valves

Type	Flow Rate [l/min]	Pressure Range [bar]	Temperature Max. [°C]	In-/Outlet Port	Bypass Port	Weight [kg]	Dimension [mm]	Price in €
7190	25	350	90	3/8Rp	3/8Rp	0,5	130x53x28	79,01
7196	80	50-500	90	1/2Rp	3/8Rp	1,42	222x58	404,60
00314135.1	35	250	70	3/8Rp	1/4Rp	0,5	160x45x40	61,05
32741	200	18-180	90	3/4NPT	1/2NPT	0,83	160x50x40	190,33
39228	24	22-220	90	3/8BSPF	3/8BSPF	0,36	116x30x40	46,69
39229	24	22-220	90	3/8Rp	3/8Rp	0.41	116x30x50	46,69
39389	24	15-150	90	3/8Rp	3/8Rp	0,36	116x30x50	44,35
39430	24	100-140	90	3/8NPTM	-	0,15	86x30	32,76
39440	24	130-240	90	3/8NPTM	-	0,15	86x30	34,40
39580	24	130-240	90	3/8BSPM	-	0,14	86x30	29,52
39585 (SS)	20	12,5-125	90	G 1/4"	G 1/4"	0,4	36x112	184,46
9960	23	20-105	82	1/4NPTM	-	0,08	19x60	106,33
9961	23	70-210	82	1/4NPTM	-	0,08	19x60	98,31

32741/39389

39229

9960/9961

00314135.1

39430/39440/39580

Pressure Regulating Unloaders

Type	Flow Range [l/min]	Pressure Range [bar]	Max. Temp. [°C]	In-/Outlet Port	Bypass	Weight [kg]	Dimension [mm]	Price in €
7501 (SS)	2 – 23	7 - 140	82	3/8“NPTM	3/8“NPTF	0.4	77 x 24 x 107	509,60
7576	80	100-500	90	1/2Rp	1/2Rp	3,5	235x127x73	1560,96
7590	200	15-150	90	1NPT	1NPT	2,1	220x130x45	421,36
7630.PRE	40	350	90	3/8“BSPM	1/2“BSPM	0,93	138x92x45	168,89
7690	10 - 30	70-280	90	3/8NPTF	3/8NPTF	0,8	178x79x51	90,98
30718	35	90-250	90	3/8Rp	1/4Rp	0,8	175x70x40	92,17
30718W	35	90-210	90	3/8Rp	1/4Rp	0,8	175x70x40	101,75
32318	10-80	15-150	90	1/2Rp	1/2Rp	1,3	205x95x53	USE 39635
32319 S	10-80	40-400	90	1/2Rp	1/2Rp	1,3	220x95x53	565,01
32630	80	28-280	90	1/2Rp	1/2Rp	1,3	220x95x53	USE 39640
39226 (SS)	80	15-150	90	1/2Rp	1/2Rp	1,3	220x95x53	834,35
39227 (SS)	80	28-280	90	1/2Rp	1/2Rp	1,3	220x95x53	814,00
ST-261	30	250	80	3/8Rp	1/4Rp	0,6	160x80x45	106,54
107667	2-23	7-140	82	3/8NPTM	3/8 NPTF	0,4	77x24x107	63,44
39356 (SS)	80	560	90	G1/2"IG	G1/2"IG	0,84	83x159	608,10
39635	30-80	16-160	90	½“BSPF	½“BSPF	1,13	192x100x46	154,20
39640	80	28-280	90	½“BSPF	½“BSPF	1,15	192x100x46	180,15
39718	40	28-280	90	3/8“BSPF	3/8“BSPF	0,74	190x83x50	85,84

32318-39227

39718

39635

39640



107667

7590

30718

Pulsation Dampeners

Type	Flow Rate Max. [l/min]	Operating Pressure P_B Max. [bar]	Precharge [bar]	Operating Temperature Max. [°C]	Volume [L]	Bladder/ Material Rechargeable (j/n)	Connection [NPT AG]	Diameter [mm]	Height [mm]	Weight [kg]	Price in €
703401	45	210	f(P_B)	80	0,16	*N/St/j*	1/2	75	140	1	120,90
703400	45	210	f(P_B)	80	0,16	*N/St/j*	3/8	75	140	1	99,36
703404	45	200	f(P_B)	80	0,16	*N/s/j*	3/8	75	140	1	156,81
703407	45	180	f(P_B)	80	0,16	*N/ss/j*	3/8	75	140	1	213,08
703406	45	180	f(P_B)	80	0,16	*N/ss/j*	1/2	75	140	1	226,25
703408	45	180	f(P_B)	80	0,16	*F/ss/j*	1/2	75	140	1	329,19
703409	45	200	30	80	0,16	*N/s/n*	1/2	75	110	0,8	162,80
703410	45	200	30	80	0,16	*N/s/n*	3/8	75	110	0,8	149,63
2550	57	500	f(P_B)	80	0,25	*N/s/j*	1/2 BSPF	120	135	4	715,84
703414	150	200	f(P_B)	80	0,72	*N/s/j*	1	125	200	3	209,48
703415	150	140	f(P_B)	80	0,72	*N/ss/j*	1	125	200	3	835,54
703416	150	140	f(P_B)	80	0,72	*F/ss/j*	1	125	200	3	1192,27
703411	265	100	f(P_B)	80	2	*N/s/j*	1 1/4	170	230	4,4	536,28
703412	265	100	f(P_B)	80	2	*N/ss/j*	1 1/4	170	230	4,4	2121,18

N: NBR; F: FPM; s: Media touched parts Stainless Steel; ss: Stainless Steel

Universal Charging and Testing Unit

30731	Gauge Range up to 250 bar, Connections: Nitrogen Bottle W24,32x1/14" female, Pulsation Dampener M28x1,5 female, Dimensions: 100x110 mm, flexible Charging Hose 2,5 m, Weight 1,3 kg .	USE 30731G1

30731G1 -> 595,83 €

Pressure Gauges

Type	Pressure Range [bar]	Connection BSP AG	Weight [g]	Dimension [mm] ∅xT	Price in €
30744	100	1/4 G	200	63x42	48,48
30744SS	100	1/4 G	200	63x42	160,41
32612	160	1/4 G	200	63x32	48,48
0209687399 SS	160	1/4 G	200	63x32	174,09
30745	250	1/4 G	200	63x42	48,48
30745SS	250	1/4 G	200	63x32	160,41
30746	400	1/4 G	200	63x42	48,48
30746SS	400	1/4 G	200	63x42	160,41

ss: Stainless Steel

Shut-off Guns

Type	Flow Rate [L/min]	Max. Pressure [bar]	Temperature [°C]	Inlet Port [NPTF]	Discharge Port [NPTF]	Weight [kg]	Dimensions [mm] HxBxT	Price in €
32722 W	24	220	160	3/8	¼	0,41	220x180x32	45,49
39630	40	350	150	3/8	¼	0,75	250x190x32	66,84
39631 (neu)	40	350	160	3/8	¼	0.74	202x186x32	52,84
36141	40	350	150	3/8	¼	0,64	230x180x32	68,44
39670	28	500	160	3/8	1/4	0,715	210x185x32	278,84
39410	80	500	100	G1/2“	G1/2“	1,42	216x219	327,93
017202700500	45	310	150	3/8“IG	¼“IG	0,585	200x198x35	205,24

W: Weep

Lances

Round molded insulator, Lance Zinc plated

Type	Flow Rate [L/min]	Max. Pressure Rate [bar]	Temperatur [°C]	/Pistole [NPT-M]	Anschluss /Düse [NPT-F]	[kg]	Länge [mm]	Preis in €
32265	40	250	150	1/4	1/4	0,6	700	18,67
32266	40	250	150	1/4	1/4	0,8	900	19,63
32267	40	250	150	1/4	1/4	1	1200	26,45

Round Nylon Insulator, Lance Zinc palted

32016	40	250	150	1/4	1/4	0,6	700	23,46
32036	40	250	150	1/4	1/4	0,8	900	25,02
32037	40	250	150	1/4	1/4	1	1200	25,02

Round Nylon Insulator, Lance Stainless Steel

32041	40	250	150	1/4	1/4	0,6	700	28,37
32042	40	250	150	1/4	1/4	0,8	900	32,56
32043	40	250	150	1/4	1/4	1	1200	48,00

Round molded Insulator, Lance Stainless Steel

32709	40	250	150	1/4	1/4	0,6	700	23,70
32709B	40	250	150	1/4	1/4	0,6	700	29,45
32710	40	250	150	1/4	1/4	0,8	900	29,44
32711	40	250	150	1/4	1/4	1	1200	36,51
32711B	40	250	150	1/4	1/4	1	1200	41,90

B: angled

Couplings

Type	Hole - ∅ [mm]	Weight [kg]	Dim. [mm]	Pump Models	Preis in €
30720	d=16,5 D=24	0,2	∅60x54	230 – 277	46,63
30721	d=20 D=28	0,35	∅75x84	300 – 357, 5CP, 43HS, 45	72,05
30722	d=24 D=28	0,8	∅95x104	530, 550, 56, 57 , 70	141,99
30736	d=16,5 D=28	0,35	∅75x84	230 – 277, 3CP	72,05
30740	d=16,5 D=24	0,35	∅75x84	230 – 277, 3CP	72,05
703629	d=20 D038	0,42	∅65x88	mit PT +Adapter (703628) 5PFR, 5CP	75,28

d = Pump Half, D = Motor Half

Bell Housings

Type	Weight [kg]	Pump Model	Bolting Kit consisting of Screw + Washer + Spring Washer (small)	Price in €
30715 *	0,4	300 – 357	PN 701926 (M6-Senk+M8-Inbus)	44,29
30738 *	0,4	230 – 277	PN 701926 (M6-Senk+M8-Inbus)	44,29
30743 *	0,3	230 – 277	PN 700929 (M6-Sechskant+M8-Inbus)	44,29
701724 *	0,4	3CP	PN 701926 (M6-Senk+M8-Inbus)	44,29
701730 *	0,4	5CP	PN 701925 (M8-Senk+M8-Inbus)	44,29
30715 *	0,4	43HS, 45	PN 701925 (M8-Senk+M8-Inbus)	44,29
702581	0,6	5CP (Ø300)	PN 703603	209,38
702579	0,6	7CP (Ø300)	PN 703604	184,16
702580	0,6	7CP (Ø350)	PN 703604	187,45
703664	0,69	7CP (Ø200)	PN 703665	109,81
703628[1)]	1,95	(Ø200/160)	PN 703647	129.03
Typ 30715 – 701730 : ∅160 L=115 ; Typ 30743 : ∅140 L=95				
[1)] Bell housings marked with * can be used with adapter (**703628)** for motor frame size 132 (Ø200).				

Type - Selector

Pump Model	Motor Frame Size	Motor Shaft Ø [mm]	Coup-ling	Bell Housing	Bolt Circle Ø[mm]	Bolting Kit
230 - 277	90	24	30720	30743	115	700929
	90	24	30740	30738	130	701926
	100/112	28	30736	30738	130	701926
300 - 357	100/112	28	30721	30715	130	701926
43HS, 45 *	*100/112*	*28*	*30721*	*30715*	*130*	*701925*
3CP	90	24	30740	701724	130	701926
	100/112	28	30736	701724	130	701926
5CP	100/112	28	30721	701730	130	701925
56-70, 530-550	100/112	28	30722	--	--	--

* Special Built

Inline Inlet Filters



Type	Saug/Druck [l/min]	[bar]	Temperature Max. [°C]	In-/Outlet Ports [NPT IG]	Mesh Size	[kg]	Dimensions [mm] LxBxH	Price in €
7104	23/38	7-11	52	1/2	80	0,18	91x75x136	31,08
7104.4	23/38	7-11	52	1/2	80	0,18	91x75x136	46,45
7105	57/76	7-11	52	3/4	80	0,21	91x75x136	31,48
7105.5	57/76	7-11	52	3/4	80	0,21	91x75x136	46,45
7106	76/95	7-11	52	1	80	0,48	127x104x161	50,28
7106.6	76/95	7-11	52	1	80	0,48	127x104x161	57,46
7107	133/190	7-11	52	1 1/4	80	0,54	127x104x161	53,87
7107.7	133/190	7-11	52	1 1/4	80	0,54	127x104x161	61,53
7108	228/284	7-11	52	1 1/2	80	0,57	130x104x207	63,20
7108.8	228/284	7-11	52	1 1/2	80	0,57	130x104x207	72,78

.4, .5, … : Clear Body 80 Mesh = 177µm